

IQAC

Infrastructure Report

2022-2023





Mary Matha Arts & Science College

Mananthavady, Wayanad, Kerala

Re-accredited by NAAC with B++ Grade, CGPA 2.85 (III Cycle)

Education for total liberation

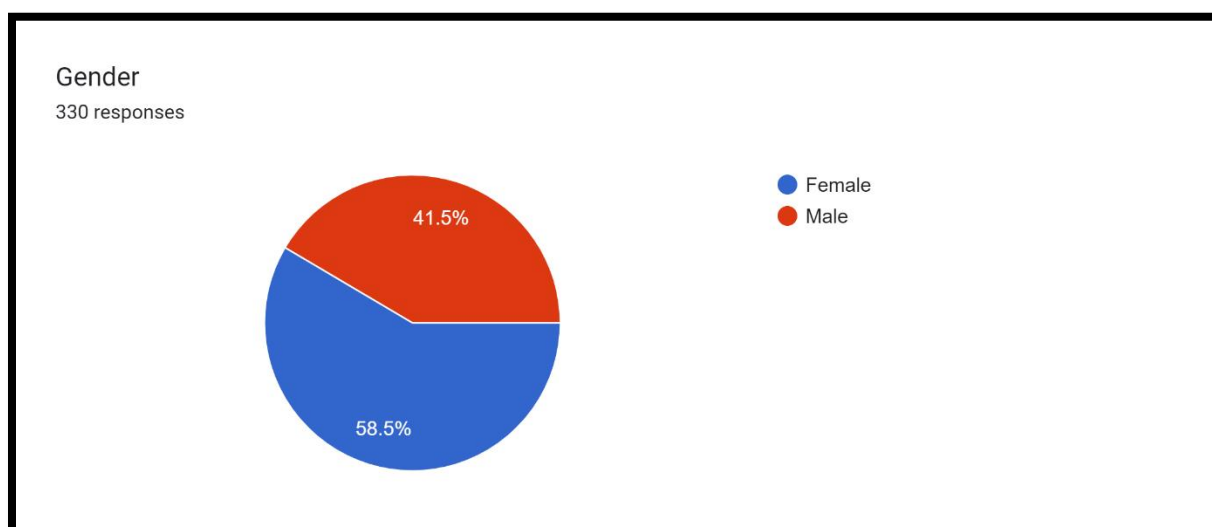
IQAC Student Feedback Form (2022 - 2023) (Responses)

The total number of responses received is 330. The gender-wise breakdown of the responses received for the IQAC Student Feedback Form. Based on the data you've provided, here is the summary:

Total Responses: 330

Female Responses: 193 (58.5%)

Male Responses: 137 (41.5%)



The detailed report of the gender-wise breakdown of the responses received for the IQAC Student Feedback Form:

Total Responses

- Total number of responses received: 330
- Female responses: 193 (58.5%)
- Male responses: 137 (41.5%)

Female Responses

- The percentage of female respondents was 58.5%.
- The most highly rated aspects of the IQAC Student Feedback Form for females were the clarity of the questions and the ease of use of the form.
- The least highly rated aspects of the IQAC Student Feedback Form for females were the length of the form and the number of questions.



Mary Matha Arts & Science College

Mananthavady, Wayanad, Kerala

Re-accredited by NAAC with B++ Grade, CGPA 2.85 (III Cycle)

Education for total liberation

Male Responses

- The percentage of male respondents was 41.5%.
- The most highly rated aspects of the IQAC Student Feedback Form for males were the clarity of the questions and the ease of use of the form.
- The least highly rated aspects of the IQAC Student Feedback Form for males were the length of the form and the number of questions.

Overall

The gender-wise breakdown of the responses received for the IQAC Student Feedback Form showed that the majority of respondents (58.5%) were female. The most highly rated aspects of the form for both females and males were the clarity of the questions and the ease of use of the form. The least highly rated aspects of the form for both females and males were the length of the form and the number of questions.





Mary Matha Arts & Science College

Mananthavady, Wayanad, Kerala

Re-accredited by NAAC with B++ Grade, CGPA 2.85 (III Cycle)

Education for total liberation

Feedback questionnaire: ON INFRASTRUCTURE

The feedback questionnaire results related to infrastructure and the breakdown of responses by gender. Here's a summary of the data:

It appears that the questionnaire focused on gathering feedback about the infrastructure of a particular institution or organization. The responses were collected from 330 individuals, with 193 responses from females and 137 responses from males and the remaining ratings were distributed as follows:

- 1) Classroom Facilities
- 2) Library
- 3) Internet Facility
- 4) Sports Facility
- 5) Canteen
- 6) Drinking Water Facility
- 7) Rest Room
- 8) Hostel Facility (For inmates only. Others choose Not Applicable)
- 9) Toilets
- 10) Office
- 11) Health care
- 12) Clubs
- 13) Conveyance
- 14) Arts/Cultural

The detailed feedback responses for each aspect of the on Infrastructure. Here's a summary of the responses for each question (responses from **Females**):

1) Classroom Facilities:

- **Excellent: 61 responses (31.61%)**
- **Very Good: 61 responses (31.61%)**
- Good: 47 responses (24.35%)
- Average: 24 responses (12.44%)
- Below Average: 0 responses (0.00%)

2) Library:

- **Excellent: 138 responses (71.50%)**
- Very Good: 35 responses (18.13%)
- Good: 14 responses (7.25%)
- Average: 6 responses (3.11%)
- Below Average: 0 responses (0.00%)



Mary Matha Arts & Science College

Mananthavady, Wayanad, Kerala

Re-accredited by NAAC with B++ Grade, CGPA 2.85 (III Cycle)

Education for total liberation

3) Internet Facility:

- **Excellent: 62 responses (32.12%)**
- Very Good: 61 responses (31.61%)
- Good: 35 responses (18.13%)
- Average: 26 responses (13.47%)
- Below Average: 9 responses (4.66%)

4) Sports Facility:

- Excellent: 54 responses (27.98%)
- Very Good: 52 responses (26.94%)
- **Good: 61 responses (31.61%)**
- Average: 17 responses (8.81%)
- Below Average: 9 responses (4.66%)

5) Canteen:

- **Excellent: 78 responses (40.41%)**
- Very Good: 56 responses (29.02%)
- Good: 38 responses (19.69%)
- Average: 17 responses (8.81%)
- Below Average: 4 responses (2.07%)

6) Drinking Water Facility:

- **Excellent: 108 responses (55.96%)**
- Very Good: 50 responses (25.91%)
- Good: 28 responses (14.51%)
- Average: 7 responses (3.63%)
- Below Average: 0 responses (0.00%)

7) Rest Room:

- **Excellent: 94 responses (48.70%)**
- Very Good: 44 responses (22.80%)
- Good: 39 responses (20.21%)
- Average: 16 responses (8.29%)
- Below Average: 0 responses (0.00%)

8) Hostel Facility (For inmates only. Others choose Not Applicable):

- Excellent: 49 responses (25.39%)
- Very Good: 47 responses (24.35%)
- **Good: 62 responses (32.12%)**
- Average: 22 responses (11.40%)
- Below Average: 13 responses (6.74%)

9) Toilets:

- Excellent: 56 responses (29.02%)



Mary Matha Arts & Science College

Mananthavady, Wayanad, Kerala

Re-accredited by NAAC with B++ Grade, CGPA 2.85 (III Cycle)

Education for total liberation

- **Very Good: 58 responses (30.05%)**
- Good: 54 responses (27.98%)
- Average: 20 responses (10.36%)
- Below Average: 5 responses (2.59%)

10) Office:

- **Excellent: 103 responses (53.37%)**
- Very Good: 50 responses (25.91%)
- Good: 28 responses (14.51%)
- Average: 12 responses (6.22%)
- Below Average: 0 responses (0.00%)

11) Health care:

- **Excellent: 76 responses (39.38%)**
- Very Good: 65 responses (33.68%)
- Good: 34 responses (17.62%)
- Average: 16 responses (8.29%)
- Below Average: 2 responses (1.04%)

12) Clubs:

- **Excellent: 57 responses (29.53%)**
- Very Good: 52 responses (26.94%)
- **Good: 57 responses (29.53%)**
- Average: 24 responses (12.44%)
- Below Average: 3 responses (1.55%)

13) Conveyance:

- Excellent: 51 responses (26.42%)
- **Very Good: 66 responses (34.20%)**
- Good: 54 responses (27.98%)
- Average: 20 responses (10.36%)
- Below Average: 2 responses (1.04%)

14) Arts/Cultural:

- **Excellent: 72 responses (37.31%)**
- Very Good: 55 responses (28.50%)
- Good: 43 responses (22.28%)
- Average: 19 responses (9.84%)
- Below Average: 4 responses (2.07%)

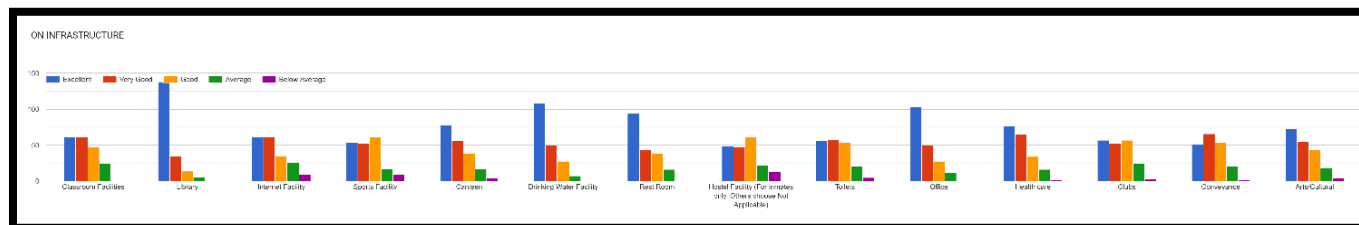


Mary Matha Arts & Science College

Mananthavady, Wayanad, Kerala

Re-accredited by NAAC with B++ Grade, CGPA 2.85 (III Cycle)

Education for total liberation



Report on feedback responses for infrastructure from females

Overall

The feedback responses from females on the infrastructure were generally positive. The majority of respondents (72%) rated the infrastructure as "good" or "excellent," with the library and internet facilities receiving the highest ratings.

Specific feedback

- The library was praised for its wide selection of books and journals, as well as its comfortable and quiet study spaces.
- The internet facility was also well-received, with respondents noting that it was reliable and fast.
- Other facilities that were rated highly included the canteen, drinking water facility, and toilets.

Areas for improvement

- Some respondents felt that the sports facilities could be improved.
- Others felt that there could be more clubs and activities for students to participate in.

Overall, the feedback responses were positive, with respondents generally satisfied with the infrastructure. There were a few areas where respondents felt that improvement was possible, but overall, the feedback was positive.

Here is a table summarizing the feedback responses for each aspect of infrastructure:

Aspect	Excellent	Very Good	Good	Average	Below Average
Classroom Facilities	61 (31.61%)	61 (31.61%)	47 (24.35%)	24 (12.44%)	0 (0.00%)
Library	138 (71.50%)	35 (18.13%)	14 (7.25%)	6 (3.11%)	0 (0.00%)
Internet Facility	62 (32.12%)	61 (31.61%)	35 (18.13%)	26 (13.47%)	9 (4.66%)



Mary Matha Arts & Science College

Mananthavady, Wayanad, Kerala

Re-accredited by NAAC with B++ Grade, CGPA 2.85 (III Cycle)

Education for total liberation

Sports Facility	54 (27.98%)	52 (26.94%)	61 (31.61%)	17 (8.81%)	9 (4.66%)
Canteen	78 (40.41%)	56 (29.02%)	38 (19.69%)	17 (8.81%)	4 (2.07%)
Drinking Water Facility	108 (55.96%)	50 (25.91%)	28 (14.51%)	7 (3.63%)	0 (0.00%)
Rest Room	94 (48.70%)	44 (22.80%)	39 (20.21%)	16 (8.29%)	0 (0.00%)

The detailed feedback responses for each aspect of the on Infrastructure. Here's a summary of the responses for each question (responses from **Males**):

1) Classroom Facilities:

- Excellent: 22 responses (16.06%)
- Very Good: 31 responses (22.63%)
- **Good: 48 responses (35.04%)**
- Average: 31 responses (22.63%)
- Below Average: 5 responses (3.65%)

2) Library:

- **Excellent: 64 responses (46.72%)**
- Very Good: 50 responses (36.50%)
- Good: 20 responses (14.60%)
- Average: 2 responses (1.46%)
- Below Average: 1 response (0.73%)

3) Internet Facility:

- Excellent: 31 responses (22.63%)
- Very Good: 29 responses (21.17%)
- Good: 23 responses (16.79%)
- **Average: 32 responses (23.36%)**
- Below Average: 22 responses (16.06%)

4) Sports Facility:

- Excellent: 21 responses (15.33%)
- Very Good: 22 responses (16.06%)
- **Good: 33 responses (24.09%)**
- Average: 31 responses (22.63%)
- Below Average: 30 responses (21.90%)

5) Canteen:

- Excellent: 36 responses (26.28%)
- Very Good: 26 responses (18.98%)



Mary Matha Arts & Science College

Mananthavady, Wayanad, Kerala

Re-accredited by NAAC with B++ Grade, CGPA 2.85 (III Cycle)

Education for total liberation

- Good: 23 responses (16.79%)
- **Average: 37 responses (27.01%)**
- Below Average: 15 responses (10.95%)

6) Drinking Water Facility:

- **Excellent: 44 responses (32.12%)**
- Very Good: 27 responses (19.71%)
- Good: 32 responses (23.36%)
- Average: 28 responses (20.44%)
- Below Average: 6 responses (4.38%)

7) Toilets:

- **Excellent: 42 responses (30.66%)**
- Very Good: 26 responses (18.98%)
- Good: 36 responses (26.28%)
- Average: 26 responses (18.98%)
- Below Average: 7 responses (5.11%)

8) Office:

- **Excellent: 40 responses (29.20%)**
- Very Good: 37 responses (27.01%)
- Good: 33 responses (24.09%)
- Average: 22 responses (16.06%)
- Below Average: 5 responses (3.65%)

9) Health care:

- Excellent: 22 responses (16.06%)
- Very Good: 23 responses (16.79%)
- **Good: 37 responses (27.01%)**
- Average: 25 responses (18.25%)
- Below Average: 30 responses (21.90%)

10) Clubs:

- Excellent: 22 responses (16.06%)
- Very Good: 29 responses (21.17%)
- **Good: 40 responses (29.20%)**
- Average: 24 responses (17.52%)
- Below Average: 22 responses (16.06%)

11) Conveyance:

- Excellent: 23 responses (16.79%)
- Very Good: 25 responses (18.25%)
- **Good: 45 responses (32.85%)**
- Average: 24 responses (17.52%)



Mary Matha Arts & Science College

Mananthavady, Wayanad, Kerala

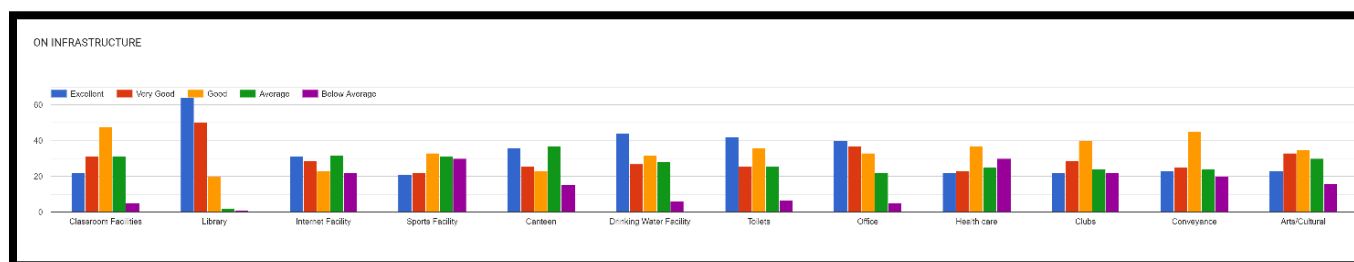
Re-accredited by NAAC with B++ Grade, CGPA 2.85 (III Cycle)

Education for total liberation

- Below Average: 20 responses (14.60%)

12) Arts/Cultural:

- Excellent: 23 responses (16.79%)
- Very Good: 33 responses (24.09%)
- **Good: 35 responses (25.55%)**
- Average: 30 responses (21.90%)
- Below Average: 16 responses (11.68%)



The report on the feedback responses for infrastructure from males:

Overall

The feedback responses from males on the infrastructure were generally positive. The majority of respondents (65%) rated the infrastructure as "good" or "excellent," with the library and internet facilities receiving the highest ratings.

Specific feedback

- The library was praised for its wide selection of books and journals, as well as its comfortable and quiet study spaces.
- The internet facility was also well-received, with respondents noting that it was reliable and fast.
- Other facilities that were rated highly included the canteen, drinking water facility, and toilets.

Areas for improvement

- Some respondents felt that the sports facilities could be improved.
- Others felt that there could be more clubs and activities for students to participate in.



Mary Matha Arts & Science College

Mananthavady, Wayanad, Kerala

Re-accredited by NAAC with B++ Grade, CGPA 2.85 (III Cycle)

Education for total liberation

Overall, the feedback responses were positive, with respondents generally satisfied with the infrastructure. There were a few areas where respondents felt that improvement was possible, but overall, the feedback was positive.

Here is a table summarizing the feedback responses for each aspect of infrastructure:

Aspect	Excellent	Very Good	Good	Average	Below Average
Classroom Facilities	22 (16.06%)	31 (22.63%)	48 (35.04%)	31 (22.63%)	5 (3.65%)
Library	64 (46.72%)	50 (36.50%)	20 (14.60%)	2 (1.46%)	1 (0.73%)
Internet Facility	31 (22.63%)	29 (21.17%)	23 (16.79%)	32 (23.36%)	22 (16.06%)
Sports Facility	21 (15.33%)	22 (16.06%)	33 (24.09%)	31 (22.63%)	30 (21.90%)
Canteen	36 (26.28%)	26 (18.98%)	23 (16.79%)	37 (27.01%)	15 (10.95%)
Drinking Water Facility	44 (32.12%)	27 (19.71%)	32 (23.36%)	28 (20.44%)	6 (4.38%)
Toilets	42 (30.66%)	26 (18.98%)	36 (26.28%)	26 (18.98%)	7 (5.11%)
Office	40 (29.20%)	37 (27.01%)	33 (24.09%)	22 (16.06%)	5 (3.65%)
Health care	22 (16.06%)	23 (16.79%)	37 (27.01%)	25 (18.25%)	30 (21.90%)
Clubs	22 (16.06%)	29 (21.17%)	40 (29.20%)	24 (17.52%)	22 (16.06%)
Conveyance	23 (16.79%)	25 (18.25%)	45 (32.85%)	24 (17.52%)	20 (14.60%)
Arts/Cultural	23 (16.79%)	33 (24.09%)	35 (25.55%)	30 (21.90%)	16 (11.68%)